


Leigh Hobbs

Mr Chicken, Horrible Harriet, Fiona the Pig
and Old Tom



Distance learning unit by T. Shaw

About Leigh Hobbs

Leigh Hobbs is an Australian artist and author. He is best known in Australia and the United Kingdom for the humorous children's books which he has written and illustrated, although he has produced works across a wide range of mediums. His books principally feature the characters Old Tom, Horrible Harriet, Fiona the Pig, Mr Badger and Mr Chicken, and characters from the 4F for FREAKS books. He was the Australian Children's Laureate for 2016-17.

Check out Leigh's web page:

<https://www.leighhobbs.com.au/>

HOME
BIOGRAPHY
BOOKS
LEIGH HOBBS ART
NEWS
CONTACTING LEIGH HOBBS



*Welcome
to my website*

Hello out there wherever you are!
Especially to the friends of *Old Tom*,
Horrible Harriet, *Fiona the Pig*,
Mr Chicken and *Mr Badger*.

I hope you enjoy having a look at
my work - the books, my artwork,
not just the books I have written
and illustrated but my *paintings*
and my *sculptures* too.

Leigh HOBBS



VIDEO
Leigh Hobbs - His Studios &
Animal Characters

Old Tom © Leigh Hobbs | WEB © 2020 Mr Punch Pty Ltd | All Rights Reserved

About this unit This unit consists of reading, writing and art activities related to some of Leigh Hobbs' humorous book characters such as the irascible Old Tom and the remarkable Mr Chicken.

This learning pack includes the following books:

- *Mr Chicken Lands on London*
- *Mr Chicken All Over Australia*
- *Mr Chicken Goes to Paris*
- *Mr Chicken Arrives in Rome*
- *Old Tom's Big Book of Beauty*
- *Old Tom Man of Mystery*
- *Old Tom's Holiday*
- *Horrible Harriet*
- *Fiona the Pig*

Also included are:



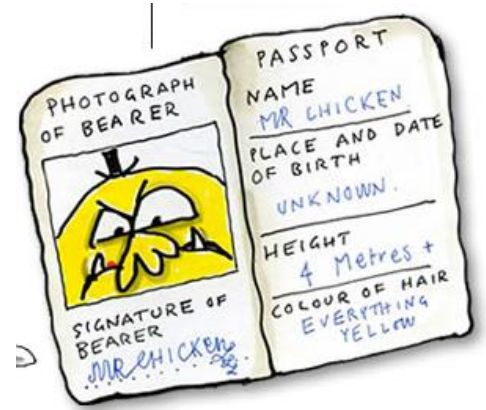
- Blank postcards
- Photo corners
- Selection of scrap book pages
- A3/A4 card and a selection of coloured paper
- Papier mache pig and frame
- 3D cat puzzle and Eiffel Tower model
- Old Tom cut and past
- Selection of worksheets enlarged to A3, coloured paper, pastels and crayons
- Blank Leigh Hobbs board game template. (including dice and counters)
- Passport cover
- PVA, paint, goggle eyes, decorative pieces for the picture frame, poster paper and modelling clay
- Cardboard door hangers and luggage labels and travel stickers

Read the books together and start on the activities. You might need some help with the reading. You don't have to complete all the tasks.

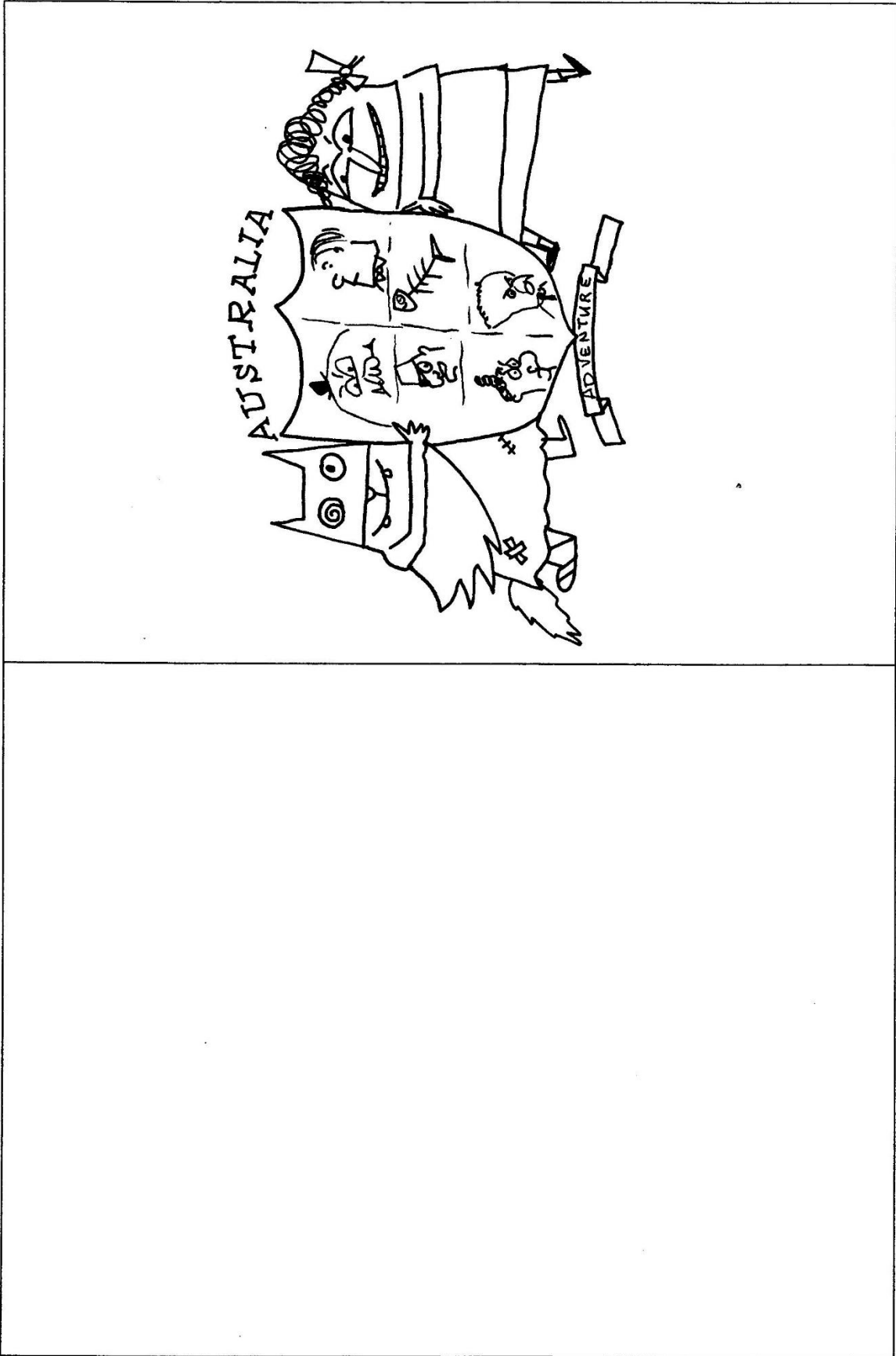
Mr Chicken Goes to Paris

Create your own Passport.

- Include a photo (or drawing of you)
- Name, age, place and date of birth, height, weight and hair/eye colour.




Create a luggage label for one of the Leigh Hobbs characters.
(Included in your pack)



Passport Insert

PASSPORT

Name:



Country of origin:


Date of birth:

Height:m Weight:kg

Hair colour:

Eye colour:

Fingerprint




Distinguishing features:.....
.....

Mr Chicken

Mr Chicken loved to travel.

Mr Chicken travels to Rome, London, Paris and Sydney. Create a postcard from Mr Chicken after a visit to another interesting place.



Write your rough draft below



Handwriting practice area with multiple sets of horizontal lines (solid top and bottom lines, dashed middle line) for writing a rough draft.

Mr Chicken

Draw and write about some interesting things Mr Chicken saw in his travels around Australia.



Mr Chicken

Create an airline ticket or boarding pass for Mr Chicken.



The name of the airline



Gate the plane leaves from.
The seat you bought.
The time your plane leaves.


What class of seat you buy

Where you are leaving from and where you hope to arrive.

A reference number or barcode


Mr Chicken

List and illustrate some of Mr Chicken's character traits.



Mr Chicken

Take some photos from around your home that shows the best features of your home. Print off the photos from your iPad (If you can't at home we can print them off at school) and use photo corners to create a scrap book page (There are a variety of scrapbook pages you can choose from included in the pack) include at least 4 photos.






Add a text box where you describe what you have photographed and why it is significant. (It is unique, beautiful, we have fun there?)




Pop-up scene for Mr Chicken

Sketch the Colosseum adding in shadows (either as a ruin or as it was) Colour it in bright colours with sharpies. (One has been provided) Add a background using 'scratch art' drawing paper (I sketched the Pantheon) Fold in half and glue onto stiff card. (Provided) Cut the pop out tabs and attach the Colosseum. I also added Mr Chicken and a title.



Learn some Italian words (refer 'some handy words for my Rome visit' list)




**Mr Chicken
Arrives in
Rome**




OLD TOM

Old Tom is not what you would call....a beautiful cat.

But in *Old Tom's Big Book of Beauty* he tries to take more of an effort with his appearance.




How do you groom yourself? Have someone take a full length photo of you and add labels explaining how you make sure you 'look good' for school or 'going out'.




OLD TOM

What will old Tom (or Mr Chicken) take with them on holiday?



OLD TOM

Old Tom and Angela go on a luxury holiday and meet up with Mr Chicken.



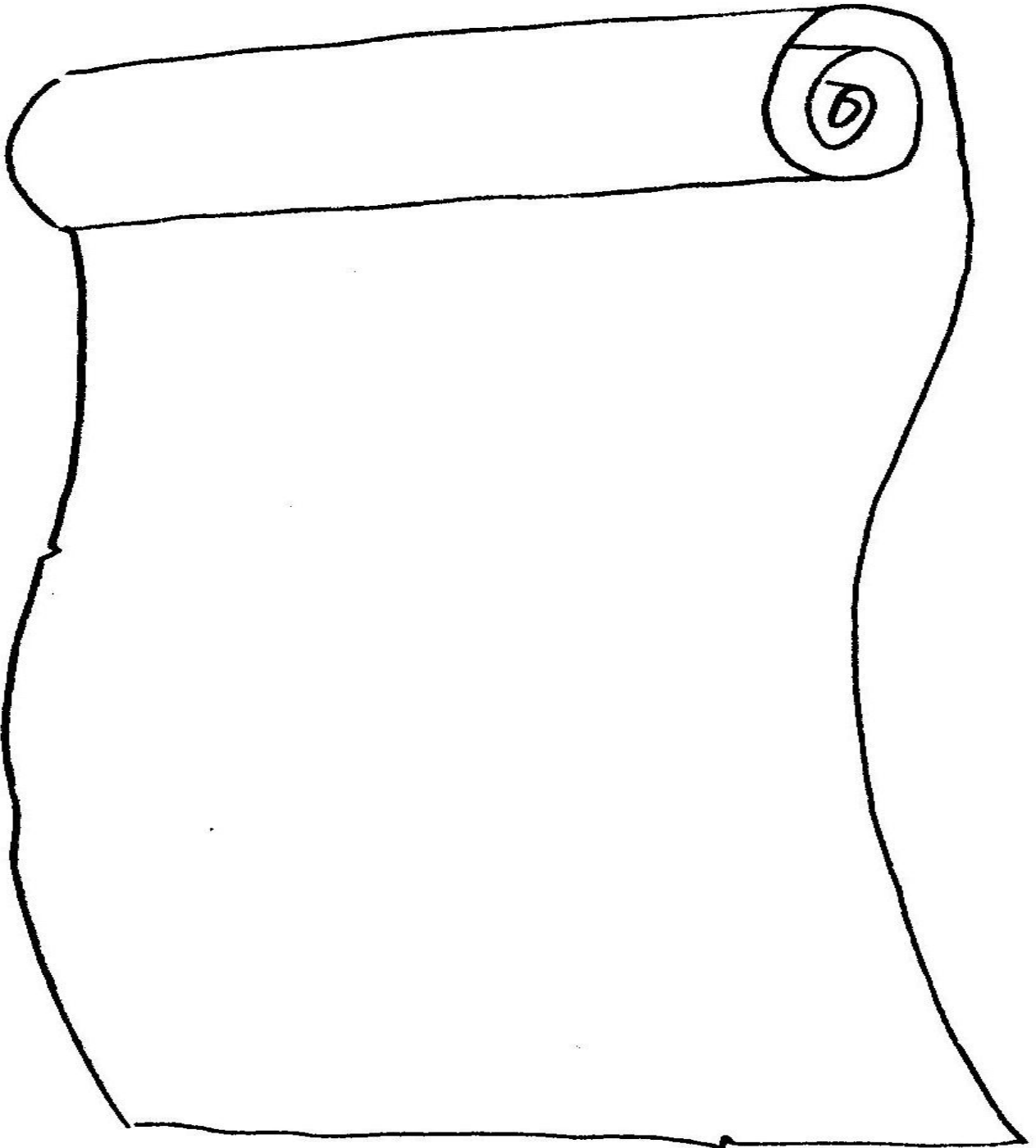

What happens? Do they hit it off and have fun together or do they dislike each other?

Write your rough draft below.

Handwriting practice area consisting of ten sets of horizontal lines. Each set includes a solid top line, a dashed middle line, and a solid bottom line, providing a guide for letter height and placement.





OLD TOM

Old Tom isn't happy about being given a list of chores to do around the house. What sort of 'jobs' might Angela want Tom to do? Help your parents make up a list for....you!








OLD TOM

Create a short comic of one of Old Tom's adventures as the 'Man of Mystery'.



OLD TOM

List and illustrate some of Old Tom's character traits.



HORRIBLE HARRIET

Fill in a report card for Harriet



HOBBS' STREET PRIMARY SCHOOL

REPORT CARD

Name:Year.....

Grade:




Subject	Grade and comment

Behaviour:
.....
.....

HORRIBLE HARRIET

Is Harriet really that 'horrible'?

Complete the T-Chart by deciding whether the events from the story are 'horrible' or 'nice'?



HORRIBLE	NICE

Harriet kept teachers in the school cellar to do her homework.

Harriet would crack a whip if the teachers were late with her homework.

Harriet volunteered to be Athol Egghead's friend at school.

Harriet showed Athol how to dance and paint.

Harriet was sad when Athol had to leave. She had been a good friend.


Harriet blew up a big bubble and it burst all over a student.

HORRIBLE HARRIET

In *Hooray for Horrible Harriet* we learn about the origins of Mr Chicken. Harriet shares this story with Mr Chicken. Write a story about two of Leigh Hobbs' characters together. What adventures do they have?






Handwriting practice lines consisting of ten sets of three horizontal lines (top, middle dashed, bottom) for writing a story.



FIONA THE PIG

Create a sequence activity for Fiona the Pig



Fiona loved to tap dance and sing with all her heart.

Fiona loved cakes with pink icing for afternoon tea.


Dr Pinkysnout said Pigs are usually very clean and neat.

Mr and Mrs Pig tried to be like Fiona.

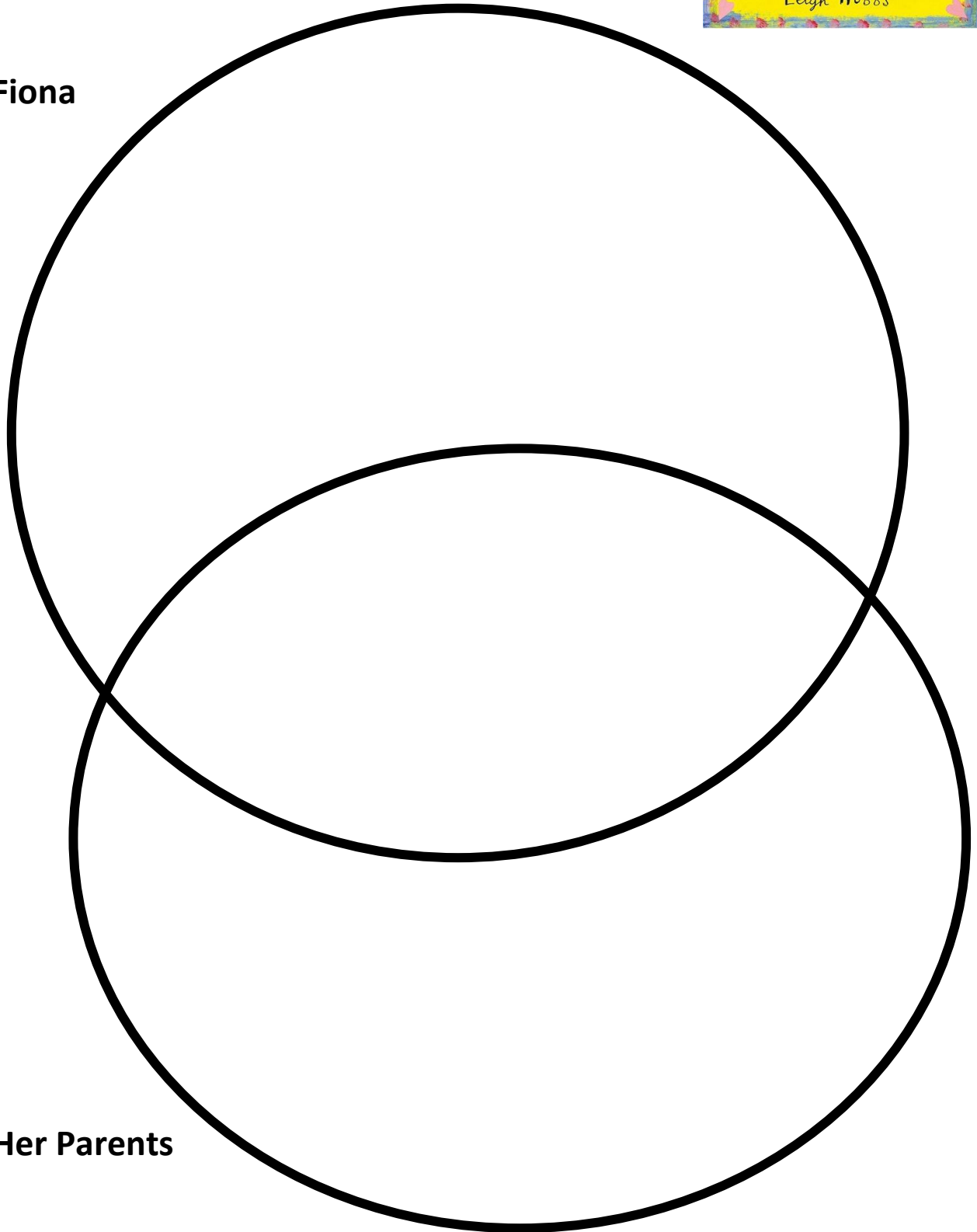
Fiona loved having perfumed bubble baths.

FIONA THE PIG

Complete the Venn diagram comparing Fiona and her parents.



Fiona





Her Parents

How do you draw Leigh Hobbs' characters?

Create step by step instructions for drawing one of them (Old Tom, Harriet, Mr Chicken or Fiona)
Share your instructions with the class.


Add your best picture into the photo frame or door hanger (with appropriate message) provided



Use the board game template to create a Leigh Hobbs board game.

- Make sure there are plenty of references to his characters.
- You can include cards or just have the directions on the board.
- I have included blank cards, dice and counters.
- Don't forget to include rules.


When it is completed I can laminate it for you when we return to onsite learning.




Card suggestions:



- Mr Chicken loses his luggage. Go back four spaces.
- Old Tom saves the day. Get an extra turn
- Harriet forgets to feed the teachers in the basement. Miss a turn

Old Tom







Horrible Harriet




REPORT CARD
Kindness A+
Homework A+
Friendly A+
Helpful A+
Signed *Mr. Duggan*








Mr Chicken

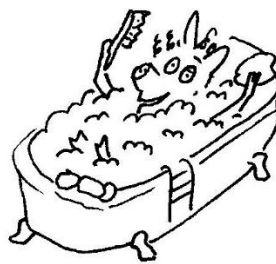

FIONA
THE
PIG



FIONA the PIG


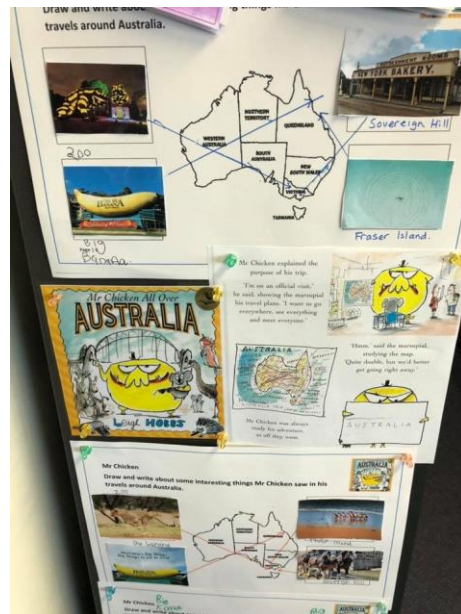


Gallery



2020 All rights reserved. This product is bound by copyright laws. Redistributing, editing, selling, or posting this item (or any part thereof) on the Internet are all strictly prohibited without first gaining permission from the author. This product can be located by doing a Google search if placed on websites without permission from the author. Violations are subject to the penalties of the Digital Millennium Copyright Act. Please contact the author if you wish to be granted special permissions.







From Leigh Hobbs

Hi Tony.

Thank you for this (which I'll look at tonight)

I don't know why my books are unavailable in Ballarat - it may be because the warehouses are closed.

In any case I'll send you some nice posters at the school tomorrow.

Best wishes,

Leigh

...by the way Anthony, I've just finished the artwork for the next Horrible Harriet picture book....




MR CHICKEN
HEADQUARTERS

Friday

Dear Students
at Glen Park Primary School
I am writing to tell
you how thrilled I am
to learn you have done
a unit about my books.
Mr Chicken, Horrible Harriet
and old Tom will be pleased
as well.

I hope you are all
enjoying school.
When I was at Primary
School drawing was what I
liked doing best.
Bye from
Leigh HOBBS!



Hello from




Leigh HOBBS!

Best wishes



from

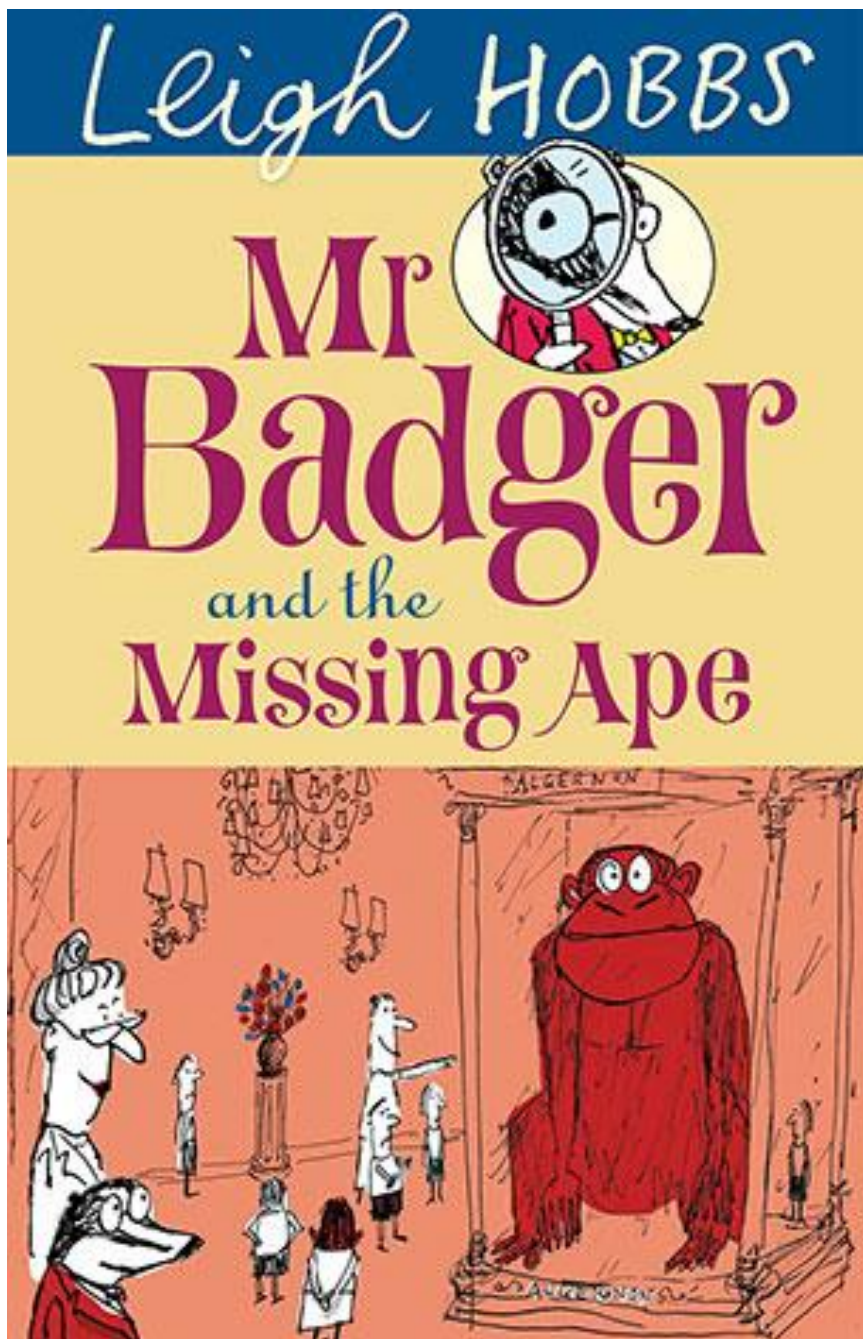
Best wishes
from
Leigh HOBBS



Leigh HOBBS

Mr Badger (Books 1-2)

by Leigh Hobbs



Teaching Ideas by T. Shaw

About the Books

Mr Badger and the Big Surprise

Mr Badger is in charge of special events at a splendid old London hotel. (*The Boubles* -pronounced 'Boublay' *Grand Hotel*.) When he and his assistant, Miss Pims, prepare for Miss Sylvia Smothers-Carruthers' seventh birthday party, little does Mr Badger know just what is in store for Sylvia, and for him.

Mr Badger and the Missing Ape

For longer than anyone can remember, Algernon has been standing absolutely still in his own special spot at the Boubles Grand Hotel. Everyone is shocked when he disappears. Can Mr Badger solve the mystery of the missing ape?

About the Author

Leigh Hobbs is the bestselling author of more than 20 books, including the iconic Old Tom, Mr Chicken goes to Paris and Horrible Harriet. As an artist, he works across a range of mediums, as well as writing and illustrating his children's books.

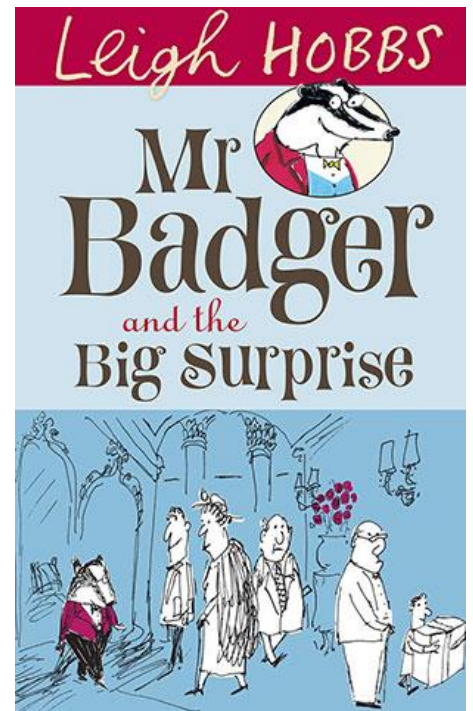
Mr Chicken goes to Paris was shortlisted for the 2010 Prime Minister's Literary awards and has been a constant best seller at the Louvre Museum Bookshop in Paris. Old Tom has been adapted into an extremely popular TV series.

Leigh Hobbs was the Australian Children's Laureate for 2016-17. His subversive humour has delighted children for more than two decades.


You can read more about Leigh at www.leighhobbs.com

About the unit

Students will have their own copy of the *Big Book of Mr Badger*, but we will only be studying the first two books. This unit contains reading, writing and craft tasks associated with these two stories aimed at a grade 2-4 reading audience. (Last year in remote learning we studied other Leigh Hobb's books such as Mr Chicken. This is an extension of that work)



Find out about Mr Badger in Leigh Hobb's own words.



<https://www.leighhobbs.com.au/thats-me-film-series/>

Read the first book online



<https://readonlinefree.net/read-online-mr-badger-and-the-big-surprise-full>

Big Surprise

Chapter 1

- Create Mr Badger's teapot home.
- Sketch a plan of what it might look like inside.



Chapter 2

- Create a story map showing all the places Mr Badger walks past on his way to work. (Add buildings to the map and draw in Mr Badger)

Chapter 3

- Create a business card for Mr Badger.
- What does Leigh mean by 'grand' grandparents? Discuss.
- Draw the façade of The Boubles Grand Hotel (Refer page 14)

Chapter 4

- List some of the food for the party. Make an alternative list of food and drink you'd have for a birthday party, likewise with birthday décor.

Chapter 5

- What would be an ideal gift for someone like Sylvia?
- Rewrite Sylvia's party invitation so that it is not so rude or alternatively make it even ruder!
- Write about a happy memory you have with a parent or grandparent.



Chapter 6

- Create a T Chart of bad behaviour and good behaviour at Sylvia's birthday party.

Chapter 7

- Complete the reading comprehension activity.

Chapter 8


- What cleaning chores do you have at home?
(Make a list)

Chapter 9

- Before reading the chapter, guess what 'Mr Badger's secret' might be

Chapter 10

- What would be an ideal gift for Mr Badger?
- Complete the sequencing activity.
- Create a set of step by step instructions for drawing Mr Badger or another character from the story.
- Fill out the guest register form for yourself or a made-up visitor.



Missing Ape

Chapter 1

- Where do 'great apes' come from?
(Create an information poster)

Chapter 2

- What might Mr Badger's diary entry say for today? (What sort of jobs might he have to do?)
- Create a missing poster for Algernon.

Chapter 3

- To maintain the illusion that Algernon is on holiday and not missing, pretend that Mr Badger writes a postcard as if he is Algernon on holiday somewhere.



Chapter 4

- Make a list of places Algernon might fit.

Chapter 5

- Compile a roster of places for people to search.
- Make the Algernon figure

Chapter 6

- Before reading the chapter, what do you think might be in the secret room?

Chapter 7

- Make a hot chocolate recipe card.

Chapter 8

- Make a model of the glass case.

Chapter 9


- Complete the elevator craft task.
- Make some banana cake
- Create a Mr Badger snakes and ladders game board.
- Paint your own portrait of Sir Cecil.

Chapter 10

- Create a monogram for the Boubles Hotel dining sets.
- What do you think Sylvia would prefer to see in the place of Algernon?

Chapter 11

- Create a sign in the foyer of rules for people viewing Algernon.
- Complete the wordsearch and crossword
- Create pen portraits of some of the characters from the story.
- Write your own story about Mr Badger (lined paper provided)



Mr Badger

Story map

The story map is enclosed in a hand-drawn, irregular border. It features a central vertical column with five empty rectangular boxes for writing. To the left of this column is a large, detailed drawing of a grand, multi-story building with many windows and a central entrance. To the right of the column are three smaller drawings of buildings, each with a different architectural style, and a small drawing of a character with a large, bushy beard and a hat, possibly Mr. Badger.

Mr Badger

Party Food



Party Décor

Party Games

Mr Badger

Miss Sylvia Smothers-Carruthers displays some terrible manners at her birthday party. Make a list of some of the impolite things she does and make an alternative list of good manners that you can display at a party as a host and a guest


**Miss Sylvia
Smothers-
Carruthers
Bad manners**



Good manners


Mr Badger

Chores



Mr Badger

Sequencing



Mr Badger's surprise turned out to be a surprise birthday party.

Everyone stopped to stare at Algernon the great ape in his glass case.



The giant cake with 100 candles was wheeled out.

Mr Badger

Great Apes poster project

Great Apes

- Create a poster project either about apes (The gorilla, chimpanzee, bonobo, and orangutan are called great *apes* in recognition of their comparatively large size and humanlike features)
- Include at least 5 facts about them but make sure you include diet, best habitat, life span and size.
- Are great apes endangered? Why? How are they being protected?
- Include images from online and at least one illustration of your own.



Badger

Alternatively create a project poster about badgers.

Badgers are nocturnal, meaning they are most active at night and sleep during the day. Badgers have strong limbs and sharp claws that help them dig burrows and find food underground. They make their homes by digging tunnels and caves and use grass and leaves for bedding. A badger's home is called a sett.

Create a poster project either about badgers

- Include at least 5 facts about them but make sure you include diet, habitat, life span and size and whether you are allowed to keep them as pets (Find out what local zoos may have them so you can visit and observe them)
- Include images from online and at least one illustration of your own.





The Science Kids site is a good place to start.

<https://www.sciencekids.co.nz/sciencefacts/animals/badger.html>

Write a sequel to *The Big Surprise* or *The Missing Ape* or a new story entirely about Mr Badger and the Boubles Grand Hotel

TITLE:





Handwriting practice lines consisting of ten sets of three horizontal lines (top solid, middle dashed, bottom solid) on a white background.



Mr Badger

Hotel Register form

Boubles Grand Hotel



Mayfair London

GUEST REGISTRATION FORM

Name of guest:

Photo of guest

Address:

Telephone:

Email:

Nationality:

Number of persons: Pets..... Children.....

Date of arrival and departure: *From*..... *to*

Method of payment: Insurance Yes/No

Special requirement:

Registration number if travelling by car:

Signature:

OFFICE USE ONLY

Number of nights: Price per night: £..... VIP Guest?

Meals required: Breakfast Lunch Dinner Supper

Mini-bar usage: £..... Room service usage: £

Amount of luggage:

Mr Badger


(Pen portraits of : Miss Pims, Sir Cecil, Algernon, Sylvia)

Name:
.....

Lives/works
.....

Personality trait
.....

Interaction with Mr Badger:
.....
.....




Name:
.....

Lives/works
.....

Personality trait
.....

Interaction with Mr Badger:
.....
.....




Name:
.....

Lives/works
.....

Personality trait
.....

Interaction with Mr Badger:
.....
.....




Name:
.....

Lives/works
.....


Personality trait
.....

Interaction with Mr Badger:
.....
.....



Mr Badger

Diary



Mr Badger

Postcard

The image shows a postcard template with a decorative border of alternating red and dark blue diagonal stripes. The word "POSTCARD" is printed vertically in the center. In the top-left corner, there is a dashed rectangular box for a stamp, with a circular stamp design featuring wavy lines. The right side of the card has four vertical lines for an address. The bottom-left area is separated from the rest by a horizontal line and contains the label "FROM:" for the return address.

Mr Badger

Searching for Algernon roster


Mr Badger	
Miss Pims	
Henry the doorman	
Mrs Mopptop	
Kitchen staff	
Cleaning staff	
The Head Waiter	

Mr Badger

Recipe card

prep time cook time serves

DIRECTIONS



INGREDIENTS

From: <https://www.papertraildesign.com/free-recipe-card-template-printable/>

Mr Badger

Banana Cake

Ingredients

- 125g butter
- 3/4 cup caster sugar
- 1 tsp vanilla essence
- 1 egg
- 2 bananas mashed ripe
- 1 1/2 cups self-raising flour
- 1/4 cup milk

Method

1. Melt the butter, sugar and vanilla in a medium-sized saucepan.



2. Remove from the heat.
3. Add mashed bananas and stir through until just combined.



4. Add egg and mix well. Stir in the flour, then pour in the milk and fold in lightly.



5. Bake at 170C for approximately 40 minutes.



EQUIPMENT

- 1 saucepan


From: <https://www.bestrecipes.com.au/recipes/easy-banana-cake-recipe/i1i5a4bj>



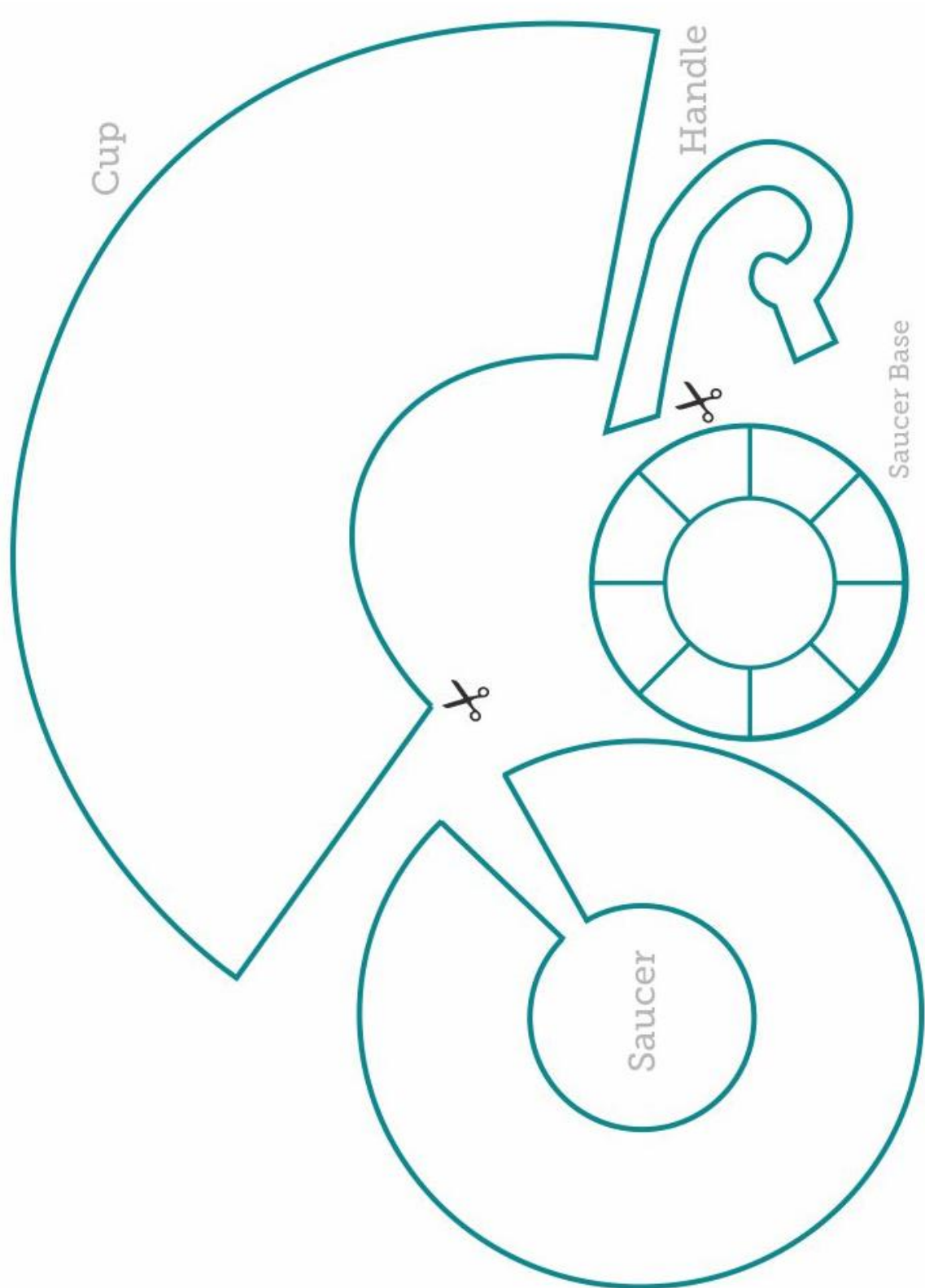
100	99	98	97	96	95	94	93	92	91
81	82	83	84	85	86	87	88	89	90
80	79	78	77	76	75	74	73	72	71
61	62	63	64	65	66	67	68	69	70
60	59	58	57	56	55	54	53	52	51
41	42	43	44	45	46	47	48	49	50
40	39	38	37	36	35	34	33	32	31
21	22	23	24	25	26	27	28	29	30
20	19	18	17	16	15	14	13	12	11
1	2	3	4	5	6	7	8	9	10

Mr Badger

Portrait



From: https://www.printablee.com/post_picture-frame-template-printable_38178/



From: https://www.printablee.com/post_tea-cups-printable-box-templates_116522/

Rules for viewing Algernon






MISSING

Mr Badger

Crossword



ACROSS

2. Sir Cecil Smothers-Caruthers was having tea and awith Algernon.
3. Miss Pims wasto Mr Badger. (her job)
6. The button on the lift said 'top-floor-.....'
7. The manager of the Boubles Hotel.
9. Algernon would sneak down through the at the bottom of his glass case.
10. The sign said 'Top do not enter' (page 30)
11. Algernon is away but will be back..... (page18)
13. Mr Badger had to organise the children into ato view Algernon.


DOWN

1. One day Mr Badger discovered that Algernon was!
2.would open the glass case and give Algernon a kick.
4. The name of the ape
5. Algernon stood in acase.
7. The disappearance of Algernon was certainly a
8. Mr Badger searched with a magnifying glass and a(rhymes with porch)
12. Algernon poked hisout at Sylvia.


Use the clues to fill in the words above.

Words can go across or down.

Letters are shared when the words intersect.



Answers



Mr Badger

wordsearch

A S S I S T A N T L S R T N
M S E U G N O T X E H E R O
G I C M A Y Q G I T O G A N
H E S O T Q U N Z O R D P R
W C M S N I E X B H T A D E
G W R Y P E U L G Y L B O G
F G U O X I E T A A Y R O L
B C J Q T T M D U L J M R A
Y R E T S Y M S H B D W F T
Q N X F G H D M K U G H E P
L Q Z L C H E A K O T R G M
K X A L I F T N G B C E U X
X S A I V L Y S O E R X T B
S F V F P O D S S G D F I T

Algernon

assistant

Hotel

glass

gone

lift

Miss Pims

Mr Badger

mystery

queue

scone

secret

shortly

Sylvia

tongue

torch

trapdoor



Mr Badger

Reading comprehension

(After reading chapter 7 of the Big Surprise)

What was the hotel's speciality?

.....

What was the most thrilling moment of Sylvia's party?

.....

How many candles on Sylvia's cake?.....

How old was Sylvia?

Draw what Sylvia looked like after blowing out the candles?

How did Mr Badger save the day?

.....

What do you think Sylvia would have wished for?

.....

What was Sylvia looking forward to?.....


.....

What did the guests sing?.....

What could be an alternative title for this chapter?

.....

Drawing of Sylvia



Compound words

Colour the two (or more) words that make up these compound words.

Mayfair	anyone	afternoon	without
Understandable	doorman	grandfather	birthday
Grandparents	Eyesight	footprints	housekeeping
trapdoor	Passageway	alongside	teapot

Contractions

Write these contractions out in full

- Wouldn't=+.....
- Didn't = +
- He'd =+.....
- That's =+

We'd= we+ would

Talking marks and question marks

Add in missing punctuation marks

I think we should plan our search said Mr Badger

“When do you think Algernon will be coming back?” they all asked.

We'd certainly notice if Algernon was hidden in here said Miss Pims

How could a great ape just disappear asked Miss Pims

How could they have lifted him anyway said Mr badger.

How could they have lifted him out of his glass case said miss Pims

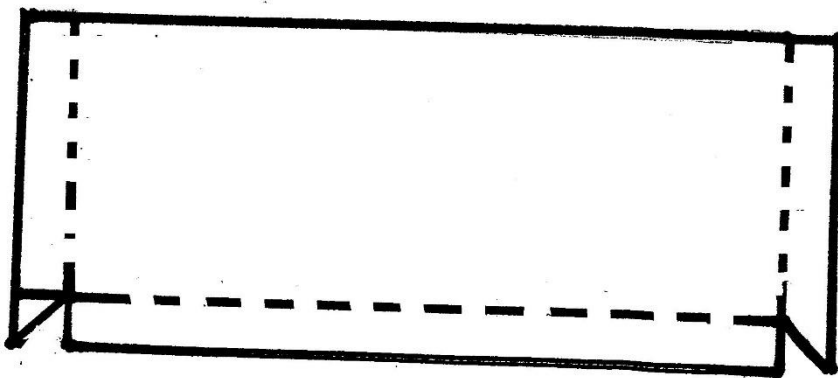


Add capital letters to the proper nouns

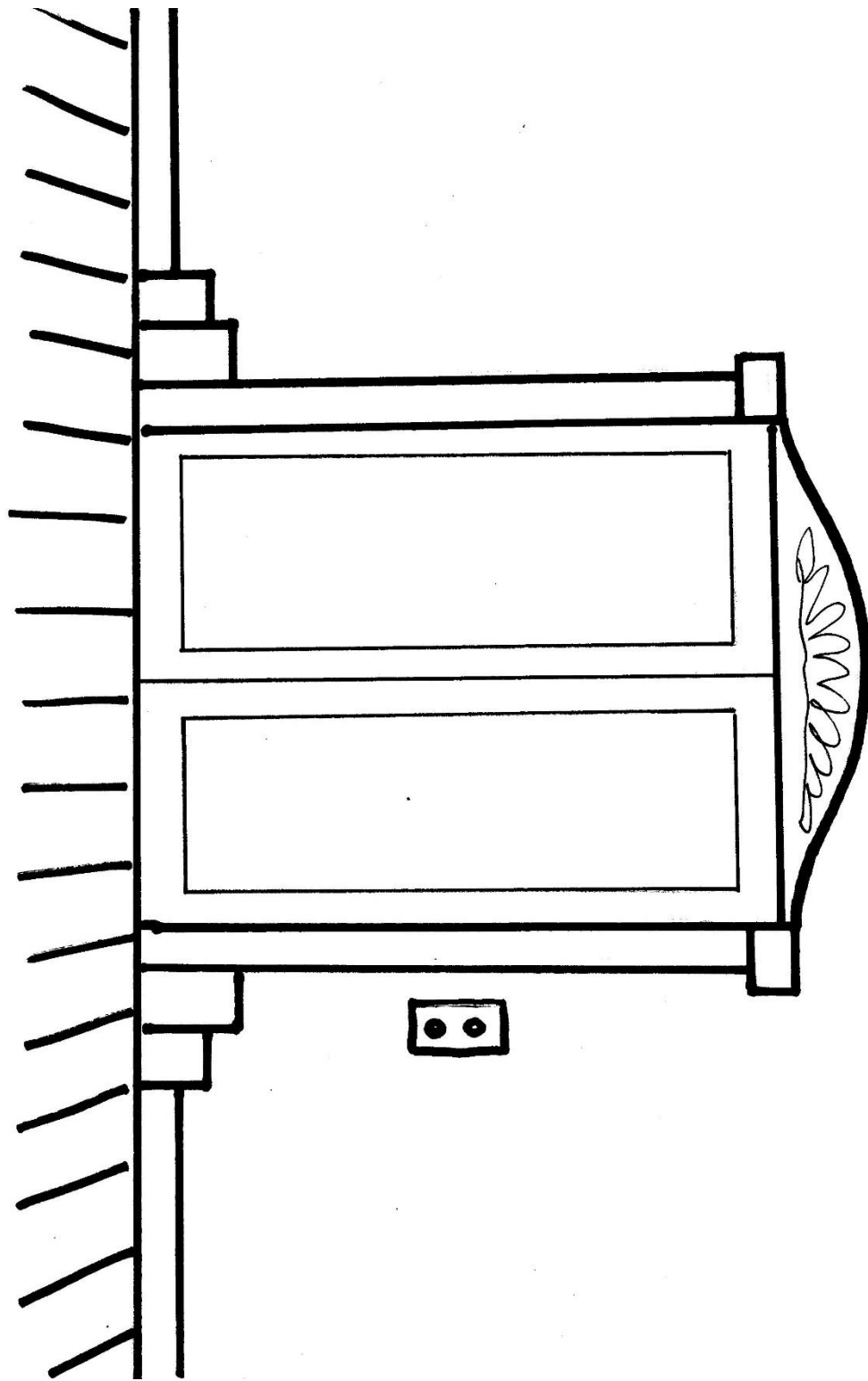
algernon	miss pims	hotel boublay	hotel
mr badger	mayfair	Sylvia	sir cecil
trapdoor	special events manager	mrs mopptop	

Word	Definition
Impression	An elaborate and spectacular entertainment or production.
Splendid	An upright pillar, typically cylindrical.
Chandeliers	Make an abrupt, unsteady, uncontrolled movement or series of movements; stagger.
Orchestra	An entrance hall or other open area in a building used by the public, especially a hotel or theatre
Gleam	A group of instrumentalists, especially one combining string, woodwind, brass, and percussion sections and playing classical music
Parquet	A large, decorative hanging light with branches for several light bulbs or candles
Tantrum	An idea, feeling, or opinion about something or someone,
Commotion	Shine brightly, especially with reflected light.
Extravaganza	An uncontrolled outburst of anger and frustration, typically in a young child.
Lurched	Rapidly growing, perennial plant native to Europe and Asia. It is one of the oldest known leaf vegetables
Foyer	Magnificent; very impressive
column	A state of confused and noisy disturbance.
watercress	Flooring composed of wooden blocks arranged in a geometric pattern.

Mr Badger



Elevator

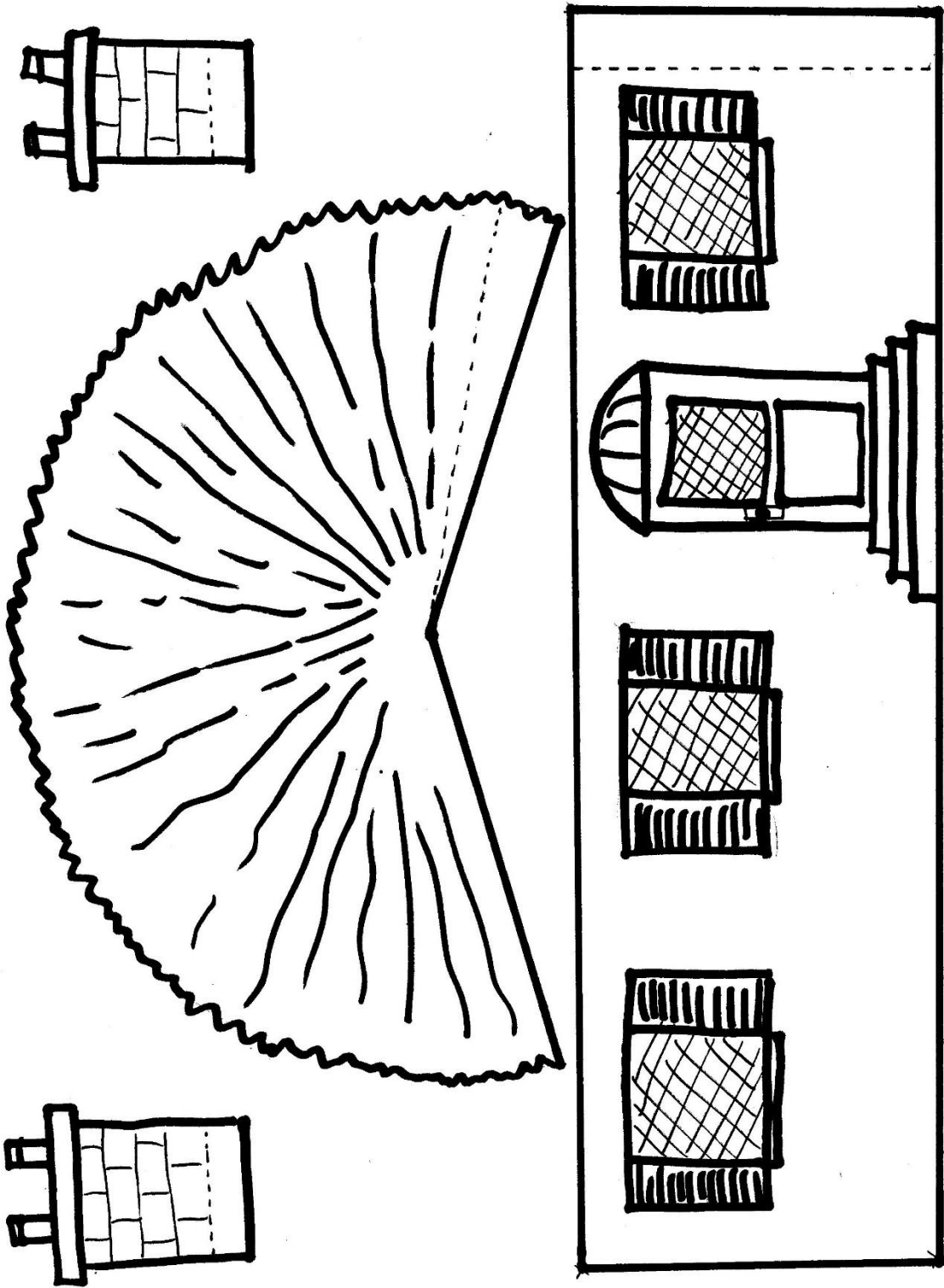




Mr Badger

Teapot house






Adjust the size of the lift and teapot models to suit your students. (Copy on card)

Mr Badger


Algernon



Print on card. Use goggle eyes instead of the drawn-on ones. Attach the head with a split pin or glue it on. Name tag is optional.

Images to use








Mr Badger painting by Leigh Hobbs



Mr Badger


Student work samples

Algernon, teapot house, elevator and glass case





Cut slits in the teapot to and the spout, handle and chimneys.

The lift



- Cut out the sliding door pockets and fold the corners.
- Carefully cut out the lift doors. Cut down the centre to make two doors.



- Glue or tape the two sliding door pockets to the back.
- Slide in the two doors.


NOTE: It would be easier to colour in this project before you start assembling it.



Add metallic cardboard to the back to look like the inside of a lift and add a cautious Mr Badger.


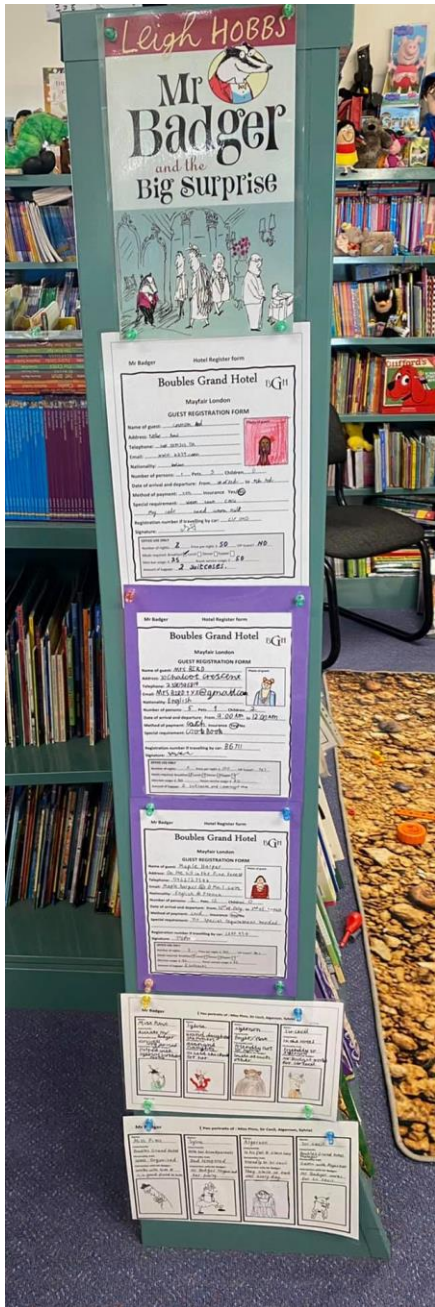


Using glue guns. Card and pasta to make the glass case for Algernon. Use clear cellophane or plastic from laminating pockets for the 'glass'.



Images include:

Mr Badger's House, sequence activities, the Hotel elevator with Mr Badger, Mini-portraits, Algergonn, completing reading comprehension tasks and missing posters for Algergonn.



From Leigh Hobbs

Hi Leigh

Find attached a unit plan for the first two Mr Badger books.

I loved these books.

Tony Shaw

Glen Park PS

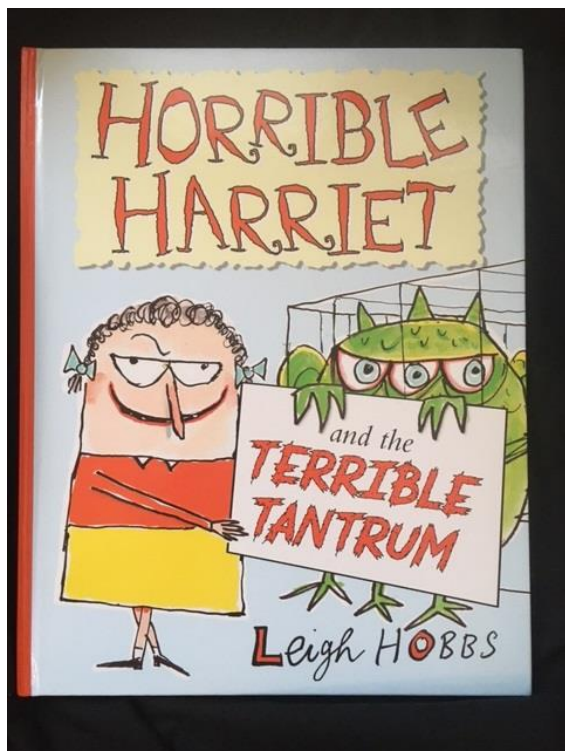
Reply

Thank you Tony.

Excellent work.

Best wishes,

Leigh




I'll pop some posters in the mail for you.....still at Glen Park PS?

YOU ARE A
FIGMENT OF
MY
IMAGINATION!



Leigh HOBBS



Sketch of the Boubles Grand Hotel (using fine liner)

2021 All rights reserved. This product is bound by copyright laws. Redistributing, editing, selling, or posting this item (or any part thereof) on the Internet are all strictly prohibited without first gaining permission from the author. This product can be located by doing a Google search if placed on websites without permission from the author. Violations are subject to the penalties of the Digital Millennium Copyright Act. Please contact the author if you wish to be granted special permissions.